





**SUPERIOR VACUUM LIFTS**

***The Safest  
Vacuum Lift  
on the Market***

The SVL series can be hooked up in minutes to your excavator and it can handle pipe sizes ranging from 6" to 62" in any coating, including concrete or bare steel, without causing any damage to the coating or pipe bevel and, unlike other models, each suction pad will accommodate a range of pipe sizes.

Call **888.997.3687** now to get yours!

## Remote and in-cab control

Controls the operation without the need of a connected cable. As added safety it requires the operator to push two buttons at the same time to release the pipe.

A **wired controller** can be placed inside the cabin and be used instead of the remote.



## Safety

**Flashing lights** indicate whether there is an adequate bond between the pipe and the suction pad. An **audio/visual alarm** will alert operator of potential safety issues.

A **manometer** is used for vacuum pressure measurement between pipe and suction pad. A second manometer is located in the suction pad.

## Convenience

The **yoke attachment** allows to easily change sizes of excavators by only replacing a bushing.

A **rotating head** rotates the body of the vacuum lift for greater control in the placement of the pipe and an **integrated fuel tank** can operate continuously for a full day.





**LIFT CAPACITY**  
9-ton



**WEIGHT**  
2,094 lb



**EXCAVATOR**  
20/30-ton

**Specifications**

**Engine**

Type	YANMAR L48N6
Rated power	3.8 HP (2.7 Kw)
Diesel capacity	2.7 US gal (10 L)

**Hydraulic Rotator**

Max. axial load of rotator	22,000 lb (9,979 kg)
Maximum torque	350 daNm
Max. rotation pressure	4,640 p.s.i. (320 bar)
Oil flow volume	5 US gpm (20 L/min)
Rotation	Continuous

**Vacuum Pump**

Vacuum pump capacity	1,767 ft <sup>3</sup> /h (50 m <sup>3</sup> /h)
Suction pressure	40 mbar

**Capacities**

Lifting capacity	19,842 lb (9,000 kg)
------------------	----------------------



**LIFT CAPACITY**  
13-ton



**WEIGHT**  
3,307 lb



**EXCAVATOR**  
25/35-ton

**Specifications**

**Engine**

Type	YANMAR L48N6
Rated power	3.8 HP (2.7 Kw)
Diesel capacity	2.7 US gal (10 L)

**Hydraulic Rotator**

Max. axial load of rotator	22,000 lb (9,979 kg)
Maximum torque	350 daNm
Max. rotation pressure	4,640 p.s.i. (320 bar)
Oil flow volume	5 US gpm (20 L/min)
Rotation	Continuous

**Vacuum Pump**

Vacuum pump capacity	1,767 ft <sup>3</sup> /h (50 m <sup>3</sup> /h)
Suction pressure	40 mbar

**Capacities**

Lifting capacity	19,842 lb (9,000 kg)
------------------	----------------------



**LIFT CAPACITY**  
22-ton



**WEIGHT**  
4,409 lb



**EXCAVATOR**  
45/55-ton

**Specifications**

**Engine**

Type	YANMAR L48N6
Rated power	3.8 HP (2.7 Kw)
Diesel capacity	2.7 US gal (10 L)

**Hydraulic Rotator**

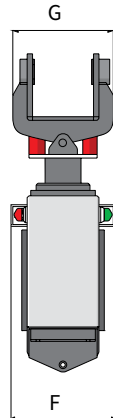
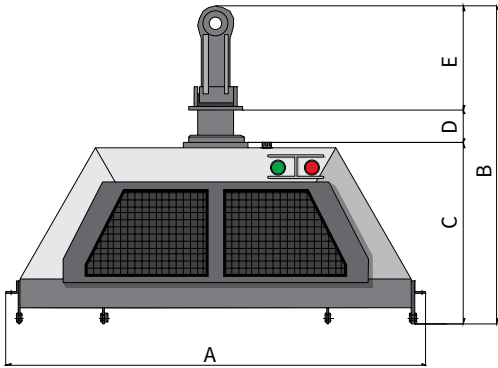
Max. axial load of rotator	22,000 lb (9,979 kg)
Maximum torque	350 daNm
Max. rotation pressure	4,640 p.s.i. (320 bar)
Oil flow volume	5 US gpm (20 L/min)
Rotation	Continuous

**Vacuum Pump**

Vacuum pump capacity	1,767 ft <sup>3</sup> /h (50 m <sup>3</sup> /h)
Suction pressure	40 mbar

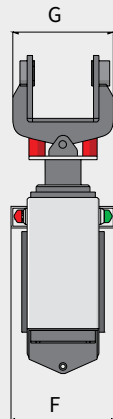
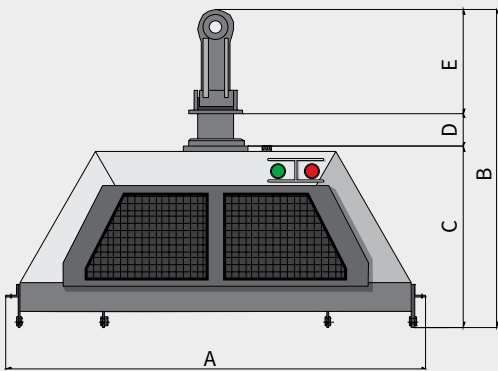
**Capacities**

Lifting capacity	19,842 lb (9,000 kg)
------------------	----------------------



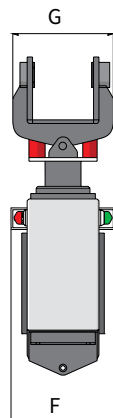
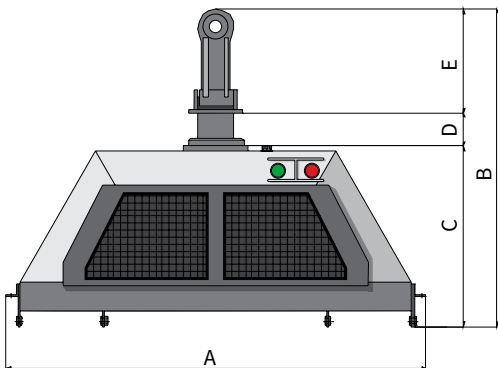
### Dimensions

A	9.3' (2.84 m)
B	6.25' (1.9 m)
C	36.2" (92 cm)
D	9.4" (24 cm)
E	29.3" (74.5 cm)
F	126.4" (67 cm)
G	35" (89.1 cm)




### Dimensions

A	9.3' (2.84 m)
B	7.3' (2.23 m)
C	4' (1.25 m)
D	9.4" (24 cm)
E	29.3" (74.5 cm)
F	28.4" (72 cm)
G	35" (89.1 cm)



### Dimensions

A	9.3' (2.84 m)
B	7.65' (2.33 m)
C	4.4' (1.35 m)
D	9.4" (24 cm)
E	29.3" (74.5 cm)
F	28.4" (72 cm)
G	35" (89.1 cm)



## About Our Suction Pads

Superior's suction pads are designed to fit a range of pipe sizes and are available for any pipe length and diameter.

### Regular Suction Pads

Model	Weight	Pipe Range	Capacity
PD 4	165 lb (75 kg)	4"	2,750 lb (1,250 kg)
PD 6 - 8	463 lb (210 kg)	6 - 8"	3,525 lb (1,600 kg)
PD 10 - 14	851 lb (386 kg)	10 - 14"	6,615 lb (3,000 kg)
PD 16 - 22	959 lb (435 kg)	16 - 22"	8,815 lb (4,000 kg)
PD 24 - 32	1,169 lb (530 kg)	24 - 32"	13,225 lb (6,000 kg)
PD 34 - 42	1,455 lb (660 kg)	34 - 42"	16,975 lb (7,700 kg)
PD 42 - 48	1,742 lb (790 kg)	42 - 48"	25,465 lb (11,550 kg)
PD 50 - 54	2,668 lb (1,210 kg)	50 - 54"	33,070 lb (15,000 kg)
PD 56 - 62	3,197 lb (1,450 kg)	56 - 62"	39,685 lb (18,000 kg)

### Double-jointed Suction Pads

Model	Weight	Pipe Range	Capacity
PDD 24 - 32	3,750 lb (1,700 kg)	24 - 32"	20,000 lb (9,072 kg)
PDD 34 - 42	5,070 lb (2,300 kg)	34 - 42"	27,000 lb (12,247 kg)
PDD 42 - 48	7,050 lb (3,198 kg)	42 - 48"	38,000 lb (17,236 kg)



SUPERIOR  
SVL-90


SUPERIC  
TRAILER  
800-637-0324




Padding Machines




Pipelayers




Pipe Benders




Pipeline Accessories



Crawler Carriers



Hydraulic Kits



Top-Loading Padders



Vacuum Lifts



2200 Post Oak Blvd., Ste. 1400  
Houston, TX 77056  
Main 281.457.4400  
U.S. Toll Free 800.383.2666  
sales@superiormftg.com  
[www.superiormftg.com](http://www.superiormftg.com)

**U.S.** +1.281.457.4400  
**Canada** +1.281.457.4400  
**Mexico & Latin America** +54.911.5049.8121  
**Brazil** +54.911.4083.1274  
**Europe** +49.0.231.963.3073  
**India** +91.11.414.59230  
**Africa** +49.0.170.583.4021  
**Australia** +61.0.400.144.432  
**Middle East & Asian Pacific** +61.0.488.661.985